

B.O.Q OF INTERIOR WORK FOR UCO BANK ,BHOGRAI .

SL.N o.	DESCRIPTION OF ITEMS	UNIT	QUANTIT Y	RATE	AMOUNT
A	PARTITION WORK				
1(A)	FULLY HEIGHT Partition (Semi Glazed) Providing and fixing in position partly glazed full Partition work as per drawing ,in frame work at 2'x2' grind (horizontally and vertically) comprising of 2"x1 1/2" hevy gazed almunium section and/or as per frame work shown in the drawings with 9 mm plywood (conforming ISI 710) on both sides finished with 1 mm thick laminates of approved shade and colour as shown in drawings. Item to include 12 mm thick glass with chemical eachingas per design and fitted with 3-1/4" thick beach wood beading and 2"x2" T.W. member for door sides . All exposed T.W / beading surfaces to be finished in melamine polish as directed including all necessary Stainless Steel finish fittings/hardware and wood preservative paint etc. as per list of approved material and as approved by the Project Consultant/Bank complete in all respects. (Note : In case of false ceiling, the vertical members to be fixed with pucca ceiling but the area of partition payable will be below the false ceiling only)	Sft.	398.00		
B	LOW HEIGHT Partition (Semi Glazed) Providing and fixing in position partly glazed 4'-0" HT. Partition work as per drawing ,in frame work at 2'x2' grind (horizontally and vertically) comprising of 2"x1 1/2" hevy gazed almunium section and/or as per frame work shown in the drawings with 9 mm plywood (confermin ISI 710) on both sides finished with 1 mm thick laminates of approved shade and colour as shown in drawings. Item to include 12 mm thick glass with chemical eaching as per design and fitted with 3-1/4" thick beach wood beading at glass sides All exposed wood. surfaces to be finished in melamine polish of as directed including all necessary Stainless Steel finish fittings/hardware and wood preservative paint etc. as per list of approved material and as approved by the Project Consultant/Bank complete in all respects.	Sft.	80.00		
C	Partition (Cement board partition.) Providing and fixing in position full Partition work as per drawing ,in frame work at 2'x2' grind (horizontally and vertically) comprising of 2"x1 1/2" hevy gazed almunium section and/or as per frame work shown in the drawings with 9 mm Bisan board on both sides finished with approved two cote of enamel paint over one coate of primer complete in all respects including all labour and materials.	Sft.	125.00		



SL N o.	DESCRIPTION OF ITEMS	UNIT	QUANTIT Y	RATE	AMOUNT
2.0	Full glazed Partition Providing , fitting & fixing 12mm thick float glass partition .The partiton will be supported with S.S patch panel fittings as per drawing and design. The exposed edge of the glass partition should be polished to super quality. The work should be completed as per direction of architect including cost of all labour & material .	Sft.	60.00		
B	DOOR WORK				
1.0	Doors – Partly glazed/ solid Providing and fixing partly glazed doors of sizes as shown in the drawing. The door shutter shall of 35 mm thick flush shutter of approved make (conforming IS 2202) and finished with 1mm thick approved laminate on both sides. The edges finished withteak wood lipping. The shutter will have part glazed 8mm thk float glass with body itching of and necessary TW wood beading etc mat polished with melamine polish of asian / ici , complete to match the aligned partition elevations designs, the rates are inclusive of cost of necessary hinges, motise lock (7-lever- 8" lock of Godrej / Doorset make) , aldrops etc., all labour, materials, taxes, leads & lift to the place of work executed to the satisfaction of the Architect.	Sft.	133.00		
2.0	Doors – glazed Providing and fixing Entrance Door (glazed) as per drawing in black Anodised aluminium door single groove section of size 125mmx25mm (Jindal make) in top and bottom & sides glazed with 10 mm thick glass of approved make . Item to include all necessary hardware of Stainless Steel finish and chemical eaching with bank's logo as approved by the Project Consultant/Bank complete in all respects.				
	a) Open able portion (it include SS finished H type 1'-6" long door handle)	Sft	24.50		
	b) Fixed portion	Sft	15.00		
3.0	Door closer Providing and fixing Godrej/ Doorset make over head door closers in door with necessary fixtures and fittings etc.	Nos	6.00		
4.0	Floor spring Providing and fixing Godrej/ Door set make heavy duty floor spring in entrance door with necessary fixtures and fittings etc.	Nos	1.00		
5.0	Night latch lock Providing and fixing Knightlatch lock of Godrej make to cash counter door with necessary fixture and fittings etc as per direction of architect.	Nos	2.00		




SL.N o.	DESCRIPTION OF ITEMS	UNIT	QUANTIT Y	RATE	AMOUNT
C	FURNITURE WORK.				
1.0	Cash Counter Providing and fixing of cash counter table of size 4'-6"x3'-0"x 2'-6" with table top of 25mm th. ply and the front facia is raised up to ht of 3'-6" with a horizontal 15" wide counter top and front drawer unit consisting 3 Nos of drawer units slides on telescopic slider made up of 19mm th.ply (conforming IS 710) with locking arrangement. The exposed edge surfaces are to be finished with 1.0mm th.laminates as per design of approved shade and the inner surface is finished with 0.7 mm th inner laminate . Quoted rates shall also include cost of polished teak wood moulding (finished 40x20 mm section) to edges of table. top: polished teak wood- lipping (6mm thick) to free edges of block board /plywood surfaces; approved drawer-slides, hinges and locks with keys in dupli'cate : other necessary hardware and accessories including satin finish S.S handles. knobs and wire - managers, foot rest etc. of approved quality. It also include readymade keyboard of engineering plastic (KD 575 PMT/INNOFIT SYSTEMS OR Equivalent) .The keyboard is a pullout type, fixed to channels and screwed to below table top . The CPU stand is made up with 19 mm ply with laminate finish as per design. The work should be mpleted including all labour and material.	Nos	2.00		
2.0	Table Providing & fixing table made up of 19mm ply and a front drawer unit consisting 3 Nos of drawer units slides on telescopic slider made up of 19mm th.ply (conforming IS 710) with locking arrangement. The exposed edge surfaces are to be finished with 1.0mm th.laminates as per design of approved shadea and the inner surface is finished with 0.7 mm th inner laminate . Quoted rates shall also include cost of polished teak wood moulding (finished 40x20 mm section) to edges of table. top: polished teak wood- lipping (6mm thick) to free edges of block board /plywood surfaces; approved drawer-slides, hinges and locks with keys in dupli'cate : other necessary hardware and accessories including satin finish S.S handles. knobs and wire - managers , foot rest etc. of approved quality. It also include readymade keyboard of engineering plastic (KD 575 PMT/INNOFIT SYSTEMS OR Equivalent) .The keyboard is a pullout type, fixed to channels and screwed to below table top . The CPU stand is made up with 19 mm ply with laminate finish as per design. The work should be mpleted including all labour and material.				




SL.N o.	DESCRIPTION OF ITEMS	UNIT	QUANTIT Y	RATE	AMOUNT
	a) Approx. size of 6'-0"X2'-9"X2'-6" (with front drawer unit and 8mm clear glass table top all edge polished)	Nos	1.00		
	b) Approx. size of 4'-6"X2'-9"X2'-6"(without front drawer unit)	Nos	4.00		
	c) Approx. size of 4'-0"X2'-0"X2'-6"(with front drawer unit)	Nos	1.00		
3.0	Side Storage Unit				
	Providing and fixing of table side storage cabinate as per mention size made out of 19mm th. block board having one/ two drawer unit at top and cupboard unit at bottom as per design / instruction by acchitect . The storage unit and drawer units should have locking arrangement with front shutter .The exposed surface is to finished with 1.0mm th.laminates as per design of approved shade and the inner surface is finished with 0.7 mm th inner laminate . The work also include intermediate shaves as per design .The work should be completed according to drawing and design including all labour and materials.				
	a) Approx. size of 3'-6" x 1'-6"X 2'-6"	Nos	1.00		
	b) Approx. size of 3'-0" x 1'-6"X 2'-6"	Nos	4.00		
4.0	Storage Cabinate.				
	Providing and fixing of low/ full height storage cabinate having 450mm. depth of made out of 19mm th. block board having one horizontal intermidiate shalves. The storage unit should have locking arrangement with front shutter .The exposed surface is to finished with 1.0mm th.laminates as per design of approved shade and the inner surface is finished with 0.7 mm th inner laminate . The work also include intermediate shaves as per design .The work should be completed according to drawing and design including all labour and materials.	Sft	110.00		



SL.N o.	DESCRIPTION OF ITEMS	UNIT	QUANTIT Y	RATE	AMOUNT
D	CEILING WORK				
1.0	False ceiling (Gypsum board.) Providing & fixing at site plain gypsum board stepped/ flush false ceiling as per pattern & design made from 12.5mm thk paper reinforced gypboard sheets fixed with mainframe channels 80mm x 26mm x 0.5mm, every 450mm c/c or as mentioned in drawing intermediate channels 15mm x 45mm x 0.9mm at every 1220mm c/c with perimeter channel 20mm x 26mm x 0.5mm all along the wall shall be provided. The whole system to be suspended with strap bolts as recommended using rawl plugs 12.5mm dia. x 35mm long, with 6mm dia bolt & soffit cleat 27mm x 37mm x 25mm x 1.6mm thk. Gypboards to be screw fixed to the above framework using 25 mm dry wall screws. Provisions of melamine polished white beach wood moulding at wall / partition joints. Arrangements are to be made to accommodate light fixtures by forming recessed channels etc., wherever directed. Depressions, nails & screws, jointing & finishing etc., shall be done with jointing compound & paper tape. Ceiling shall be finished with painting 2 coats of plastic emulsion paint (velvet touch) of approved shade . Ceiling to be leveled & free from cracks including fixing GI perimeter to hold light fittings. Item to be completed in all respect to the Architect's approval. Provision of Opening (openable) min 4 nos(for maintenance purpose) in ceiling as per site conditions are to be done with necessary timber frame work tied with perimeter channel properly such as to match the remaining area of ceiling by leveling perfectly complete in all respect.	Sft.	680.00		
2.0	False ceiling (Grid Ceiling) Providing & fixing in position false ceiling in Armstrong 600 x 600 mm x 15/16 mm Dune Supreme RH 99 Prima tile with Tegular edge framework as specified by Armstrong Co. with suspenders wherever required. Making necessary framework for A. C. ducting, if any, and necessary cutouts for diffusers and light fittings, taping and finishing to proper line & level, including making grooves and trap doors for A. C. unit in 18 mm thick M. R. Grade Plywood with Stainless Steel hinges & locks with moulding 1" x 1" for edges including finishing with White Plastic Emulsion Paint etc. complete in all respects.(Note :- Only the plan area will be measured for payment. No extra payment will be made for cutouts, grooves, mouldings etc.)	Sft	440.00		
E	OTHER WORK				
1.0	Panelling (Mica finished) Providing and fixing wall / column paneling with 37.5mm x 25mmx1.5 mm hollow aluminum square tube frame work covered by 6/12 mm thick BWP ply and finished with 1mm thick laminate / 1mm thick glossy mirror finish laminate pasted as per design and 100x12mm teak wood skirting polish finished including provisions for providing electrical switch box etc complete as per the tender specification . The work should executed as per as per Architect's recommendation & as directed by EIC. Cost includes all type of material, labour , necessary , staging , tools tackles, etc complete .	Sft.	110.00		



SL.N o.	DESCRIPTION OF ITEMS	UNIT	QUANTIT Y	RATE	AMOUNT
2.0	Cheque drop box / Suggestion box				
	Supplying and erecting cheque drop box (overall size 450 mm x 300 mm x 750 mm) made. of 19mm thick phenol formaldehyde bonded plyboard and the curved portion at top made out of 90 mm x 90 mm C.Pteak wood section. A slit opening of 10 mm x 150 mm is to be provided at the top of the box. An openable shutter of 259 mm x 262 mm size made of 19 mm thick phenol formaldehyde bonded block board is to be provided at 1.50 mm above finished floor level. All the exposed timber surfaces including. all free edges are to be finished with 1 mm thick laminate sheet of combination shade .Inner faces of block board surfaces are to be finished with minimum two coats of synthetic enoma!. paint of approved shade and quality over a coat of approved primer.Rate .to include cost of necessary hardware fittings e.g. brass hinges, lock, knob etc. of approved.designand quality.	Nos	2.00		
3.0	Writing platform for customers & application form set	Rft	3.00		
	Providing , fitting , fixing writing plat form at a height of 4' above floor level fixed to the wall made out of 19 mm BWP block board with lamination 1 mm tk on top & hard wood beading ducco painted . At least 10 nos vertical slip in chalan shelves attached to wall over writing platform made out of min 4 mm tk acrylic sheets with 6 mm tk ply back up. Each chalan shelf will be of size 6" height , 6" wide .The entire unit will be complete in all respect including materials ,labor etc to the satisfaction of consultant .				
4.0	Notice Board				
	Providing soft board covered with approved fabric with wooden frame work and decorative beading for display drawings and documents,with locking arrangementof the sliding shutter made up of 8mm th. flot glass. The work should be done including all labour and material.	Sft	10.00		
5.0	Vertical blinds				
	Supplying, fitting & fixing in position coloured 0.33mm thickness acrylic coated cleanable/ washable roller blinds (Marvel make) inclusive of all recommended accessories colour pattern etc., as per Architect's approval. The cost includes all the materials, labour, trasportation taxes etc., complete for the work.	Sft	60.00		
6.0	Wall Putty work.				
	Providing and applying wall puttyputty work punning in order to make the total plastered wall surface perfectly leveled , including cost of all materials, labour, conveyance, taxes, royalties, scaffolding, watering, curing, sundries, T&P, etc., as per direction of Engineer-in-charge.	Sft.	1,430.00		
7.0	Wall plastic paint.				
	Providing & applying 2 coats of plastic emulsion paint of royale ICI dulux & approved shade on wall, columns, beams, ceiling, etc. of back office hall including locker room, including preparation of surface, sand papering the intermediate coats, including cost of all materials, labour, conveyance, taxes, royalties, scaffolding, watering, curing, sundries, T&P, etc., as per direction of Engineer-in-charge.	Sft.	3,600.00		




SL.N o.	DESCRIPTION OF ITEMS	UNIT	QUANTIT Y	RATE	AMOUNT
8.0	Painting (Enamel paint)				
	Providing and applying a priming coat over steel/metal/wooden surfaces including preparation of surface by thoroughly cleaning oil, grease, dirt and other foreign matter and scoured with wire brushes, fine steel wool, scrapers and sand papers. Item also includes painting two coats of Synthetic Enamel paint of approved make and shade to give an even surface including cleaning all dirt dust etc. complete in all respect as directed by the Engineer in charge.	Sft.	165.00		
9.0	Facade of front entrance door.				
	Providing and fixing in position Aluminium composite panel boxing with PVDF coating & LDPE core laminated Eurobond / Altobond/ Alukbond Exterior Grade 4 mm thick with composite of (0.5 mm – 3 mm – 0.5 mm) including fabrication for the same with aluminium sections, required hardware, silicon sealant (Dow corning 789) masking tape, necessary scaffolding etc. as detailed in drawing complete in all respects. It also contain the shutter and lock system for the collapsible gate to hide at the entrance as per instruction of the architect. The work should be completed in all respect including all labour and material.	Sft	60.00		
10.0	Electrical Panel board cover				
	Providing and fixing of electrical panel board cover made up of 19mm ply with two shutter at the front having T.W luvvers as per drawing and design, it also have furnished with locking arrangement. The exposed surface is finished with 1mm. Th. Laminates and inner surface is finished with two cote of plastic emulsion paint over one coate of primer . The work should be completed including all hardware, material and labour.	Sft	28.00		
11.0	Glazed display board.				
	Providing and fixing glazed display board as per design and instruction of architect of size 1'6"x2'-6" of 12mm th. Glass of edge polished and 1" edge beveled and fixed on wall with 1" SS stude as per direction . The work include all labour and materials.	Nos.	5.00		
12.0	Bank Logo				
	Providing, Fabricating and fixing in position of bank logo & branch name latter as per design (3'-0"x2'-0") in entrance area/B.M cabin of made out of 4mm thick acyclic sheet including cost of all labour and materials.	Set	1.00		
13.0	Textured Finished				
	Providing & applying a coat of textured finish on walls and columns. The rate shall include scrapping, levelling & preparing the surface. Primer coat + (minimum) 3 coats of approved make, quality & shade shall be provided.	Sft	80.00		



SL.N o.	DESCRIPTION OF ITEMS	UNIT	QUANTIT Y	RATE	AMOUNT
14.0	Anti-termite treatment Supplying, diluting and injecting Imidacloprid Chlorpyrifos or Equivalent approved chemical emulsion for POST-CONSTRUCTIONAL anti- termite treatment to total premises : a Along external wall where the apron is not provided using chemical emulsion @ 7.5 litres / sqm of the vertical surface of the substructure to a depth of 300 mm including excavation channel along the wall & rodding etc. complete using approved Chemical having concentration.as per manufacturer's recommendations. Treatment of soil under existing floors using chemical emulsion @ one litre per hole, 300 mm apart including drilling 12 mm diameter holes and plugging with cement mortar 1 :2 (1 cement : 2 Coarse sand) to match the existing floor using approved Chemical having concentration.as per manufacturer's recommendations.	Job	1.00		
	TOTAL				



SL.N o.	DESCRIPTION OF ITEMS	UNIT	QUANTIT Y	RATE	AMOUNT
B.O.Q OF INTERIOR WORK FOR UCO BANK, ATM AT BHOGRAI					
1	Solid Partition With Door				
	Providing and fixing in position full Height Partition work including door as per drawing ,in frame work at 2'x2' grind (horizontally and vertically) comprising of 2"x1 1/2" heavy almunium Section and/or as per frame work shown in the drawings with ACP sheet on one side of approved shade and colour as shown in drawings. Item to include a door with locking arrangement with almunium framework finished with ACP sheet as directed including all necessary Stainless Steel finish fittings/hardware, door closers, Godrej locks etc. as per list of approved material and as approved by the Project Consultant/Bank complete in all respects.(Note : In case of false ceiling, the vertical Al. section. members to be fixed with pucca ceiling but the area of partition payable will be below the false ceiling only)	Sft	90.00		
2	PANELLING				
	Providing , fitting & fixing paneling work made out of 1"X1.5" almunium section frame work. The sections are to be placed 600mm c/c. 6 mm ply to be nailed over the suface of the frame work and 1mm thick laminate of approved shade be pasted over the ply surface as per design. The edges to be covered with decorative beading, including two coat of wax polish to superior finish, including cost of all labour & material .	Sft	210.00		
3	FRONT ENTRANCE DOOR AND PARTITION				
	Providing and fixing Entrance Door (glazed) as per drawing in black Anodised aluminium door single groove section of size 125mmx25mm (Jindal make) in top and bottom & sides glazed with 12 mm thick glass of approved make with chemical eaching design as per drg. . Item to include all necessary hardware of Stainless Steel finish as approved by the Project Consultant/Bank complete in all respects.				
	a) Open able portion (it include SS finished H type 1'-6" long door handle)	Sft	24.50		
	b) Fixed portion	Sft	2.00		
4	FLOOR SPRING				
	Providing and fixing Godrej make heavy duty floor spring in entrance door with necessary fixtures and fittings etc.	Nos	1.00		
5	FALSE CEILING(Gypsum board)				
	Providing & fixing at site plain Gypsum Board false ceiling made out of 12.5 mm thick paper reinforced gypsum board sheets to be fixed with main frame channels of size(80 mm x 26 mm x 0.5 mm) at every 450 mm c/c, intermediate channels of size(15 mm x 45 mm x 0.9 mm) at every 1220 mm c/c with perimeter channel 20 mm x 26 mm x 0.5 mm all along the wall shall be provided . The frame work to be suspended with strap bolts as recommended using rail plugs 12.5 mm dia x 35 mm long with 6 mm dia bolt and soffit cleat. Ceiling surface is to paint with two coats of distemper to get a smooth & even look including the cost of hard ware fittings,all labour & materials.	Sft	90.00		



SL.N o.	DESCRIPTION OF ITEMS	UNIT	QUANTIT Y	RATE	AMOUNT
6	Façade of front entrance door.				
	Providing and fixing in position Aluminium composite panel boxing with PVDF coating & LDPE core laminated Eurobond / Altobond/ Alukbond Exterior Grade 4 mm thick with composite of (0.5 mm – 3 mm – 0.5 mm) including fabrication for the same with aluminium sections, required hardware, silicon sealant (Dow corning 789) masking tape, necessary scaffolding etc. as detailed in drawing complete in all respects.It also contain the shutter and lock system for the collapsable gate to hide at the entrance as per instruction of the architect. The work should be completed in all respect including all labour and material.	Sft	45.00		
	TOTAL				



B.O.Q FOR ELECTRICAL WORK FOR UCO BANK, BHOGRAI.

SL.NO.	DESCRIPTION OF ITEMS	UNIT	QUANTITY	RATE	AMOUNT
	1. ELECTRICAL WIRING WORK				
	1.1 LIGHT & POINT WIRING WORK				
1.0	Concealed / resessed / surface point etc. wiring using 1100V FR grade 3R (P+N+E) x 1.5 Sq.mm FR multi stranded copper conductor PVC insulated wires (with proper R,Y,B color code) pulled through rigid FR PVC conduits of 20mm Dia 1.5 mm thick laid concealed over false ceiling or in wall chases or on the ceiling in case of an open ceiling, with modular type switch plate, switches, GI concealed back box, etc. of legrand mylinc or equivalent make. S.I.T.C.(Supply Installation Testing And Commissioning) as directed by the Engineer-in-charge. (Each circuit shall not feed more than 8 points OR 800 watts as per following configuration.)				
	NOTE:- 1. Only FR wire shall be used; 2. The wires from ceiling junction to light points / light fixture shall be drawn in flexible PVC conduit with adptor & cover for junction box & crimp type lugs at both the ends alongwith necessary hardware & accessories, etc. as required; 4. Looping of Neutral / Earth wire between two seperate Primary / Full Points is strictly not allowed; 5. Looping of Neutral / Earth wire between two seperate circuits on similar or other phase is strictly not allowed; 6. Ferulling / numbering / tagging to wires with circuit number & db name for all lighting & raw / ups power shall be strictly followed at both DB & switch board / switch socket boards ends.				
1.1	Primary light/Call bell points including the cost of clip in type 6A Modular switch of legrand mylinc or equivalent make. S.I.T.C. as directed by the Engineer-in-charge.(1 light controlled by one switch)	Nos.	28.00		
1.2	Secondary point same as item No. 1.1 (2 light/fan controlled by one switch)	Nos	18.00		
1.3	Independent point using one 6 Amp Modular Switch and one 6 Amp, 2/3 pin Modular socket mounted on a suitable size Box for wall fans.	Nos	10.00		
1.4	6 Amp 2/3 pin Modular socket with 6A Modular switch. (on common switch Board.)	Nos.	4.00		
1.5	Primary light points including the cost of clip in type 6A Modular switch of legrand mylinc or equivalent make & model as approved by project in charge. (1 light controlled by one switch UPS point)	Nos.	2.00		
	1.2 POWER POINT WIRING WORK				
1.0	Concealed power point using 16 Amp 3 Pin plug socket with 16 Amp Modular switch of legrand mylinc or equivalent make mounted on separate board using suitable size galvanized iron junction & switch boxes & clip in type modular type switch plate,etc. Supply taken from R.D.B./ Nearest L.D.B wiring using 1100V FR grade 2R (P+N) x 2.5 Sq.mm +1R (E) x 1.5 Sq.mm FR multi stranded copper conductor PVC insulated wires (with proper R,Y,B color code) pulled through rigid FR PVC conduits of 20mm Dia 1.5 mm thick . The point should not taken from any switch Board. S.I.T.C. as directed by the Engineer-in-charge	Nos	3.00		




2.0	Concealed raw power point using 6 Amp, 2/3 Pin Modular plug socket with 6 Amp Modular switch of legrand myline or equivalent make on separate board using galvanized iron junction & switch boxes & clip in type modular type switch plate, switches, GI/PVC concealed back box, etc. Supply taken from Nearest L.D.B.wiring using 1100V FR grade 2R (P+N) x 2.5 Sq.mm +1R (E) x 1.5 Sq.mm FR multi stranded copper conductor PVC insulated wires (with proper R,Y,B color code) pulled through rigid FR PVC conduits of 20mm Dia 1.5 mm thick. Maximum 3 Points per Circuit for counter & Table	Nos	10.00		
3.0	Supply and installation of Concealed 20A/25A, industrial socket with inbuilt MCB mounted in a prefabricated powder coated metal enclosure (legrand make or equivalent make) concealed and complete to the satisfaction of Bank for inverter input .S.I.T.C. as directed by the Engineer-in-charge (for inverter)	Nos	1.00		
1.3 GLOW SIGN BOARD WIRING WORK					
1.0	Supply, installation and testing of timer with contactor (L&T / Legrand) make controlling the glowsign board with 16 Amp Modular switch of legrand myline or equivalent make mounted on separate board using suitable size galvanized iron junction & switch boxes & clip in type modular type switch plate, etc all accessories complete enclosed in Powder coated metal box as required, Supply taken from Nearest L.D.B.wiring using 1100V FR grade 2R (P+N) x 2.5 Sq.mm +1R (E) x 1.5 Sq.mm FR multi stranded copper conductor PVC insulated wires (with proper R,Y,B color code) pulled through rigid FR PVC conduits of 20mm Dia 1.5 mm thick as per direction of Engineer in charge. The system will be apart of the panel board.	Nos.	1.00		
1.4 COMPUTER WIRING WORK					
1.0	Supply and fixing of concealed UPS power points using 1 nos. of 16 Amp, Modular switches to be provided on table top + 4 nos. 6 Amp 3 Pin Modular socket below table top of legrand myline or equivalent make taken from Nearest C.D.B with suitable size galvanized iron/PVC junction & switch boxes & clip in type modular type switch plate, GI/PVC concealed back box, etc. Maximum 3 Points per Circuit for counter & Table. S.I.T.C. as directed by the Engineer-in-charge.				
1.1	Primary Point	SET	9.00		



2.0	Concealed power point using 16 Amp 3 Pin plug socket with 16 Amp Modular switch of legrand mylinc or equivalent make mounted on separate board using suitable size galvanized iron junction & switch boxes & clip in type modular type switch plate, etc. Supply taken from R.D.B./ Nearest L.D.B wiring using 1100V FR grade 2R (P+N) x 2.5 Sq.mm +1R (E) x 1.5 Sq.mm FR multi stranded copper conductor PVC insulated wires (with proper R,Y,B color code) pulled through rigid FR PVC conduits of 20mm Dia 1.5 mm thick . The point should not taken from any switch Board. S.I.T.C. as directed by the Engineer-in-charge.	SET	2.00		
3.0	Suppl't and fixing of concealed UPS power points using clip in modular type 5 No. of 6/16 amp socket points controlled by 2 No of 16 amp modular switch with indicator of legrand mylinc or equivalent make taken from Nearest C.D.B with galvanized iron junction & switch boxes & clip in type modular type switch plate, switches, GI concealed black box, etc. . The point should not from any switch Board S.I.T.C. as directed by the Engineer-in-charge.	SET	1.00		
1.5.A.C. WIRING WORK					
1.0	Supply & Installation of all required materials and wiring to Split AC point 25 Amp 3 Pin Modular socket with 16A three pin plug mouted on suitable size concealed GI Box near to the AC controlled by Concelaed 20A/25A, 415 V DP Isolator mounted in a prefabricated powder coated DP metal enclosure (legrand make Ekinox3 model or equivalent make) concealed and complete to the satisfaction of Bank for 1.5 TR Cassatte/split AC.S.I.T.C. as directed by the Engineer-in-charge	Nos.	6.00		
1.6.CABLE, MAINS & SUBMAINS.					
1.0	Supply of all required materials and wiring to circuits/ submains with following number and sizes of PVC insulated 1100 volt grade multi standard FR copper wire run inside rigid FR PVC conduits of 20mm Dia 1.5 mm thick of ISI mark as required and copper wire as earth continuity conductor and complete in all respect including making good to all damages caused and as per the direction of Consultant and Engineer-in-charge.				
1.1	Recessed wiring with (2Rx2.5sqmm +1Rx1.5sqmm) copper wire (LDB/CDB to Common Switch board and power Points / Computer points etc)	Mts	220.00		
1.2	Recessed wiring with (2Rx4.0sqmm +1Rx2.5sqmm) copper wire (UPS output to CDB / AC points)	Mts	190.00		
1.3	Recessed wiring with (2Rx6.0 sqmm +1Rx4.0 sqmm) copper wire (PANEL to L.D.B / Inverter / UPS input /Light master switch)	Mts	100.00		
1.4	Recessed wiring with (1Rx2.5sqmm) copper wire for inverter wairing .	Mts	50.00		



2.0	S & I of 1100V grade copper unarmoured cable having sector / circular shaped aluminium conductor PVC insulated cores, laid up, PVC tape wrapped inner sheathed, GI strip / wire armoured and overall extruded PVC sheathed confirming to IS: 1554, laid on wall or ceiling using GI clamps and spacers as per route shown at site and further as directed by Bank / Architect in the following sizes.				
2.1	Surface wiring with (6 sqmm) 4C core unarmored copper cable . (From main Panel to master AC DB Contoller)	Mts	15.00		
2.2	Surface wiring with (25 sqmm) 4C core unarmored copper cable . (From meter to main Panel Contoller)	Mts	20.00		
2.PANEL BOARD & DISTRIBUTION BOARDS.					
1.0	Main Panel Board	Set	1.00		
	Supply, delivery, installation , testing , commissioning , of indoor wall mounted , type distribution boards made out of 2 mm thk. CR sheet metal painted with 2 coats of enamel paint compartment arrangement for each equipment & bus bar chamber on the top of the panel running horizontal through , vermin proof having provision cable by conduit entry , earthing stud as per specification mentioned below duly factory wired confirming to the relevant ISS & as per special condition of contract , making good the damages M.S. Cubical type Panel board should have hinged door at the front. The panel shall be provided with all accessories & following arrangements complete in all respect & direction of EIC (before fabrication of panel board drawing is to be approved by Engineer-in-charge). The Contractor should Submit The Testing Certificate to the Client after				
	Incoming :-				
	1No 125A- 16KA - 4POLE -MCCB.				
	1 set of 125A TPN copper bus bar (18 X6 mm)				
	1No 63A- 10KA - 4POLE -MCB.				
	1 set of 100A TPN copper bus bar(16 X 5 mm)				
	63A, 4-POLE Change over				
	1 set of 100 A TPN copper bus bar(16 X 5 mm)				
	Out going :-				
	1 Nos 40A, 4P MCB, for U.P.S.				
	1 Nos 40A, 4P MCB, Spare				
	3 Nos 25 A DP MCB for 1.5 ton Split A.C.				
	2 Nos 25 A DP MCB Spare				
	1 Nos 32 A DP MCB for L.D.B.				
	0 Nos 32 A DP MCB for ATM				
	1 Nos 25 A DP MCB for Glow sign board & Outer Lighting				
	1 Nos 25 A DP MCB Spare				
	1 Nos 32 A DP MCB Spare				
	All MCB must be class C Type				
	1No. Digital Volt meter with Volt meter selector switch & Control fuse.				
	1No. Digital Ammeter with Ammeter selector switch & CT.				
	Cable tray.				
	Termination bar for each out put				



	6 Nos Phase indicator L.E.D. lamps				
2.0	Supplying & Fixing 125 Amp, 415 V Wireable IC Cutout - 3nos in MS encloser with lock & key arrangements.	Set	1.00		
3.0	Supply and installation of SPN, Double Door, Metal type Distribution Board. (hager IP43, legrand make Ekinox3 model or equivalent make as approved by Engineer-in-charge), surface / flush mounted on wall, interconnected wiring complete with earthing lugs, including DB wiring, termination of circuits with ping type copper lugs, blank plates, etc. housing following switchgears :				
3.1	L.D.B (Light Distribution Board)	Set	1.00		
	12 way SPN DB				
	Incoming :- 1 No. 32A DP MCB				
	Outgoing :- 10 No. 6-10 A SP MCB				
	All MCB must be 'C' Series				
3.2	C.D.B (Computer Distribution Board)	SET	1.00		
	12 way SPN DB				
	Incoming :- 1 No. 32A DP-10 kA - MCB				
	Outgoing :- 10 No. 6-10 A SP-10 kA - MCB				
	All MCB must be class C Type				
3.3	U.P.S Incoming DB	SET	1.00		
	4 way SPN DB				
	40 Amp DP-10 kA - MCB - 2 nos (1main & 1 spare).				
	All MCB must be class C Type				
3.4	U.P.S Outgoing DB	SET	1.00		
	8 way SPN DB				
	Incoming :- 40 Amp DP-10 kA - MCB - 2 No				
	Out going :- 4 No. 25 A SP-10 kA - MCB				
	All MCB must be class C Type				
3.5	U.P.S Changeover DB	SET	1.00		
	4 way SPN DB				
	40 Amp DP Changeover MCB type 2 nos.				
3.6	A.C.D.B (A.C Distribution Board)	SET	1.00		
	4 way TPN DB				
	Incoming :- 1 No. 63A 4P-10 kA - MCB				
	Outgoing :- 4 No. 32 A TPN-10 kA - MCB				
	All MCB must be class C.Type				
4.0	Supply and installation of Single isolation switch for entire branch combination of SPN, Single Door, Metal type Distribution Board. (hager IP43, legrand make Ekinox3 model or equivalent make as approved by Engineer-in-charge), surface / flush mounted on wall, interconnected wiring complete with earthing lugs, including DB wiring, termination of circuits with ping type copper lugs, blank plates, etc. housing following				
4.1	4way SPN DB	SET	1.00		
	1 No. 100 A -415V-4P isolator. (for A.C)				
4.2	4 way SPN DB	SET	1.00		
	2 No. 40 A -415V-4P isolator (for Light/ inverter)				



3. FITTINGS OF FIXTURES					
	(NOTE : ANY OF FIXTURES AND FITINGS SHALL BE RE-CONFIRMED WITH THE ARCHITECTS / CONSULTANTS BEFORE ORDERING)				
	Supply , Installation, testing and commissioning of lighting fixtures with lamps and LED driver as per the details below including necessary hardware such as clamps, nuts, bolts, nails, screws and suspension rods as required for fixing the fixtures in position as directed by architect / consultant / client including supply and fixing flexible wires from holder to fixtures hardwares etc. Note :- All Light Fixtures, Fans, Exhaust Fans & other fittings samples shall be approved by the Client / Architect / Consultant before placing order to the Light Fixture Vendor / Supplier makes are specified. Client / Architect / Consultant reserves right to approve / select final Light Fixtures from any make as required.				
1.0	Supply, installation and testing of recess LED lights fittings (31 - 34 W) of square type (2'-0"x2'-0") with all accessories complete of Crompton /Philips/ Wipro or Equivalent Make as required as per direction of Engineer	Nos.	17.00		
2.0	Supply, installation and testing of recess LED lights fittings (12W) of spot type with all accessories complete of Crompton /Philips/ Wipro or Equivalent Make as required as per direction of Engineer in charge.	Nos.	15.00		
3.0	Providing and fitting of 450 mm sweep full metal body (5 star rated) Wall fan of approved make .	Nos.	10.00		
4.0	Providing and fitting of 225 mm sweep heavy duty Exhaust fan of Orient/ Crompton Equivalent Make as required as per direction of Engineer in charge.	Nos.	3.00		
5.0	Providing and fitting of 1200 mm sweep ceiling fan of Orient/ Crompton High Speed Equivalent Make as required as per direction of Engineer in charge.	Nos.	2.00		
6.0	Providing and fitting of Modular type step fan regulator of approved make .	Nos.	2.00		
7.0	Supply & fixing of fan-hook, by cutting roof slab and welding 10 mm dia. Fan hook with main reinforcement of roof slab complete in all respect.	Nos.	2.00		
8.0	Supply, installation and testing of recess LED 5M length strip lights fittings with all accessories complete of Philips / Crompton/ Wipro as required as per direction of Engineer	Nos.	5.00		
9.0	Supplying , fixing of 1x 20W LED Batten lights fittings with all accessories complete of Crompton /Philips/ Wipro or Equivalent Make as required as per direction of Engineer in charge.	Nos.	7.00		
10.0	Supply, installation and testing of LED Bulb fittings (1x9wt) with angle holder of Crompton /Philips/ Wipro or equivalent as required as per direction of Engineer in	Nos.	3.00		
11.0	Providing and fitting of call bell Remote Controlled with Battery of approved make .	Nos.	1.00		



4. EARTHING					
1.0	Supplying and fixing Earthing with G.I. earth plate of size 600 mm X 600 mm X 6.36 mm thick including accessories, and providing masonry enclosure with cover plate having locking arrangement and watering pipe of 2.7 metre long etc. with alternative layer of 150mm thick charcoal/ coke and salt as required.	Nos.	2.00		
2.0	Supplying and fixing of Earthing with copper earth plate of size 600 mm X 600 mm X 3.18 mm thick including accessories, and providing masonry enclosure with cover plate having locking arrangement and watering pipe of 2.7 metre long etc. with alternative layer of 150mm thick charcoal/ coke and salt as required.	SET	1.00		
3.0	Supplying and laying 25 mm X 5 mm G.I. strip on surface or in recess for connections etc. as required.	Mts	15.00		
4.0	Supplying and laying 4.00 mm dia copper wire on surface or in recess for loop earthing as required.	Mts.	20.00		
5. COMPUTER NETWORKING					
1.0	Supply of all required materials and laying of CAT-6 LAN wiring from server to Hub and Hub to computer I/O Points of approved brand ((D-Link/Digilink/Amps) laid through rigid FR PVC conduits of 20mm Dia 1.5 mm thick of ISI mark duly buried under floor with necessary chasing / breaking in floor and to be refinished with all necessary civil material etc. or to be cleated on wall / ceiling with saddles / spacer etc. necessary termination etc. complete as in all respect including making good to all damages caused and as per the direction of Consultant and Engineer in charge	Mts	210.00		
2.0	Supply , fixing of RJ 45 information outlet (I/O) with safety shutter of D-link make with front modular cover plate, flush box metallic or PVC for trucking system etc.	Nos.	13.00		
3.0	Supply & fixing 9" 9 U wall mounted modem rack with power distribution box, cable manager, cantilever shelf, fan & mounting kit etc all complete.(Make Valrack, Comrack, HCL)	Set	1.00		
4.0	Refitting of existing patch panel, router etc as per requirement including all labour and accessories.	Job	1.00		
5.0	Supply & fixing 1Mtr long E-CAT 6 PATCH Cord (Make D-LINK, AMP or Equivalent Make)	No.	13.00		
6.0	Supply & fixing 2Mtr long E-CAT 6 PATCH Cord (Make D-LINK, AMP or Equivalent Make)	No.	13.00		
TOTAL					



B.O.Q ELECTRICAL WORK FOR UCO BANK ATM AT BHOGRAJ					
SL.NO.	DESCRIPTION OF ITEMS	UNIT	QUANTITY	RATE	AMOUNT
	1 ELECTRICAL WIRING WORK				
	1.1 LIGHT & POINT WIRING WORK				
1.0	Concealed / resessed / surface point etc. wiring using 1100V FR grade 3R (P+N+E) x 1.5 Sq.mm FR multi stranded copper conductor PVC insulated wires (with proper R,Y,B color code) pulled through rigid FR PVC conduits of 20mm Dia 1.5 mm thick laid concealed over false ceiling or in wall chases or on the ceiling in case of an open ceiling, with modular type switch plate, switches, GI concealed back box, etc. of legrand myline or equivalent make. S.I.T.C.(Supply Installation Testing And Commissioning) as directed by the Engineer-in-charge. (Each circuit shall not feed more than 8 points OR 800 watts as per following configuration.)				
	NOTE:- 1. Only FR wire shall be used; 2. The wires from ceiling junction to light points / light fixture shall be drawn in flexible PVC conduit with adptor & cover for junction box & crimp type lugs at both the ends alongwith necessary hardware & accessories, etc. as required; 4. Looping of Neutral / Earth wire between two separete Primary / Full Points is strictly not allowed; 5. Looping of Neutral / Earth wire between two separete circuits on similar or other phase is strictly not allowed; 6. Ferulling / numbering / taggning to wires with circuit number & db name for all lighting & raw / ups power shall be strictly followed at both DB & switch board / switch socket boards ends.				
1.1	Primary light/Call bell points including the cost of clip in type 6A Modular switch of legrand myline or equivalent make. S.I.T.C. as directed by the Engineer-in-charge.(1 light controlled by one switch)	Nos.	2.00		
1.2	Subsequent point (Looped From Primary)	Nos	3.00		
1.3	Primary light points including the cost of clip in type 6A Modular switch of legrand myline or equivalent make & model as approved by project in charge. (I light controlled by one switch UPS point)	Nos.	1.00		
	1.2 COMPUTER WIRING WORK				
1.0	Concealed power point using 16 Amp 3 Pin plug socket with 16 Amp Modular switch of legrand myline or equivalent make mounted on separate board using suitable size galvanized iron junction & switch boxes & clip in type modular type switch plate,etc. Supply taken from R.D.B./ Nearest L.D.B wiring using 1100V FR grade 2R (P+N) x 2.5 Sq.mm +1R (E) x 1.5 Sq.mm FR multi stranded copper conductor PVC insulated wires (with proper R,Y,B color code) pulled through rigid FR PVC conduits of 20mm Dia 1.5 mm thick . The point should not taken from any switch Board. S.I.T.C. as directed by the Engineer-in-charge.				
1.1	Primary Point	SET	2.00		



	1.3 CABLE, MAINS & SUBMAINS.				
1.0	Supply of all required materials and wiring to circuits/ submains with following number and sizes of PVC insulated 1100 volt grade multi standard FR copper wire run inside rigid FR PVC conduits of 20mm Dia 1.5 mm thick of ISI mark as required and copper wire as earth continuity conductor and complete in all respect including making good to all damages caused and as per the direction of Consultant and Engineer-in-charge.				
1.1	Recessed wiring with (2Rx2.5sqmm +1Rx1.5sqmm) copper wire (LDB/RDB to Common Switch board and Points/ UPS points)	Mts	20.00		
1.2	Recessed wiring with (2Rx4.0sqmm +1Rx2.5sqmm) copper wire (UPS output to CDB / AC points)	Mts	90.00		
	3.A.C. WORK				
1.0	Supply of all required materials and wiring to 2 nos of Split AC in ATM with 2 nos 16 Amp Modular socket of legrand myline or equivalent make mouted on suitable size GI concealed Box controlled by 25 Amp Digital timer operated Alternately supplied by a 25 Amp RCBO Sensitivity 30mA Enclosed in 6 way SPN DB of Legrand or Equivalent make taken from Main Panel . with galvanized iron junction & switch boxes & clip in type modular type switch plate, switches, GI concealed back box, etc. .The point should not taken from any switch Board. S.I.T.C. as directed by the Engineer-in-charge.	Nos.	1.00		
	4. DISTRIBUTION BOARDS.				
1.0	Supply and installation of SPN, Double Door, Metal type Distribution Board. (hager IP43, legrand make Ekinox3 model or equivalent make as approved by Engineer-in-charge), surface / flush mounted on wall, interconnected wiring complete with earthing lugs, including DB wiring, termination of circuits with ping type copper lugs, blank plates, etc. housing following switchgears :				
1.1	C.D.B (Computer Distribution Board)	Set	1.00		
	4 way SPN DB				
	Incoming :- 1 No. 32A DP MCB				
	Outgoing :- 2 No. 6-10 A SP MCB				
	All MCB must be 'C' Series				



	2. FITTINGS OF FIXTURES				
	(NOTE : ANY OF FIXTURES AND FITTINGS SHALL BE RE-CONFIRMED WITH THE ARCHITECTS / CONSULTANTS BEFORE ORDERING THEM.				
	Supply , Installation, testing and commissioning of lighting fixtures with lamps and LED driver as per the details below including necessary hardware such as clamps, nuts, bolts, nails, screws and suspension rods as required for fixing the fixtures in position as directed by architect / consultant / client including supply and fixing flexible wires from holder to fixtures hardware etc. Note :- All Light Fixtures, Fans, Exhaust Fans & other fittings samples shall be approved by the Client / Architect / Consultant before placing order to the Light Fixture Vendor / Supplier makes are specified. Client / Architect / Consultant reserves right to approve / select final Light Fixtures from any make as required.				
1.0	Supply, installation and testing of recess LED lights fittings (18Wt) of square type with all accessories complete of Philips / Crompton/ Wipro as required as per direction of Engineer in charge.	Nos.	2.00		
2.0	Supply, installation and testing of recess LED lights fittings (12W) of spot type with all accessories complete of Crompton LSCRM-6W-CDL/NW/WW Equivalent Make as required as per direction of Engineer in charge.	Nos.	5.00		
3.0	Supply, installation and testing of LED Bulb fittings (1x9wt) with angle holder of Crompton /Philips/ Wipro or equivalent as required as per direction of Engineer in charge.	Nos	1.00		
	3. EARTHING				
1.0	Supplying and fixing of Earthing with copper earth plate of size 600 mm X 600 mm X 3.18 mm thick including accessories, and providing masonry enclosure with cover plate having locking arrangement and watering pipe of 2.7 metre long etc. with alternative layer of 150mm thick charcoal/ coke and salt as required.	SET	1.00		
2.0	Supplying and laying 4.00 mm dia copper wire on surface or in recess for loop earthing as required.	Mts.	15.00		
	4. COMPUTER NETWORKING				
1.0	Supply of all required materials and laying of CAT-6 LAN wiring from server to Hub and Hub to computer I/O Points of approved brand ((D-Link/Digilink/Amps) laid through rigid FR PVC conduits of 20mm Dia 1.5 mm thick of ISI mark duly buried under floor with necessary chasing / breaking in floor and to be refinished with all necessary civil material etc. or to be cleated on wall / ceiling with saddles / spacer etc. necessary termination etc. complete as in all respect including making good to all damages caused and as per the direction of Consultant and Engineer-in-charge.	Mts	40.00		



2.0	Supply , fixing of RJ 45 information outlet (I/O) with safety sutter of D-link make with front modular cover plate, flush box metallic or PVC for trucking system etc.	Nos.	4.00		
3.0	Supply & fixing 1Mtr long E-CAT 6 PATCH Cord (Make D-LINK,AMP or Equivalent Make)	No.	4.00		
4.0	Supply & fixing 2Mtr long E-CAT 6 PATCH Cord (Make D-LINK,AMP or Equivalent Make)	No.	2.00		
TOTAL					

SUMMARY-

	INTERIOR WORK FOR BRANCH :-	Rs.	
	INTERIOR WORK FOR A.T.M :-	Rs.	
	ELECTRICAL WORK FOR BRANCH :-	Rs.	
	ELECTRICAL WORK FOR A.T.M :-	Rs.	
	G. TOTAL		

Total Amount in Words :-

